

Church Life Profile

Yass Parish

The Catholic Church in Australia

The people of this parish...

Most VALUE:



Celebrating the Eucharist/
receiving Holy Communion

81%



Sermons and homilies

51%



Practical care for one another in
times of need

30%



Wider community care or social
justice emphasis

25%

Want to give ATTENTION to:



Building a strong sense of
community

43%



Supporting social justice and aid

39%



Ensuring new people are included

35%



Encouraging parishioners here to
discover/use their gifts here

30%

Note: Attenders could select up to three options so percentages may not add up to 100%.

You in 2016 - Yass Parish (TAC057, 110 forms)

Dear local church,

Jesus declared, "I have come that they may have life and have it to the full".

This Church Life Profile contains your church's unique results from your church's involvement in the 2016 National Church Life Survey. We provide this Profile to you along with supporting resources to help you strengthen the vitality of your church, grow an owned vision and plan for the future.

We recommend you take three essential steps to get the most out of your survey results.

EVALUATE

Look at your results to see what they reveal

COMMUNICATE


Share key insights with your church

ACT

Take steps of action into the future

See www.2016ncls.org.au/5steps for more information. Our hope and prayer is that these resources will help, serve and equip your church in its mission and ministry.

The NCLS Research Team









The **Church Life Survey Workbook** is a companion to this Church Life Profile.

Use the Workbook and other resources in your Pack to explore and apply your survey results at your church.

All rights reserved. Permission is granted to local churches to reproduce data and images. Created on 12/08/2017

Profile Contents

	Summary Profile	3-9
	A summary of results about the people of this church, what they value and prioritise, their gifts and skills, how they relate to God, each other, and the wider community, as well as vision, innovation and leadership culture.	
	The Local Neighbourhood	10
	Demographics of the local neighbourhood around your church location.	
	The People of this Church	11-14
	Attendees' demographics, patterns of attendance, involvement in church life.	
	Church Vitality: Core Qualities of Church Life	15-25
	A detailed look at each of the nine core qualities that shape church vitality.	
	Child Survey Results (for churches who ran the Child Survey)	
	Experiences and thoughts about church life and faith from children aged 8 to 14 years.	
	Denominational Survey Results (for those who commissioned extra survey questions)	
	Responses to questions commissioned by your denomination.	

Weighing up your survey results



It is always important to consider who participated in the survey and in what context. Compare the number of people surveyed (shown at the bottom of each results page) with the total number in the church. Consider what else was happening in the life of the church at the time of the survey and whether/how it might have influenced the responses.

You in 2006 - Yass Parish (TAC057, 220 forms)

You in 2016 - Yass Parish (TAC057, 110 forms)

About Child Surveys for 8 to 14 year olds:

Your church returned 0 completed Child Survey forms. If this is less than 10 forms, then no results are displayed to fulfill a commitment to confidentiality. All children's responses will be included in major reports.

The People of This Church



DEMOGRAPHIC PROFILE



56% of all people are female and **44%** are male

41% of all people have a university degree



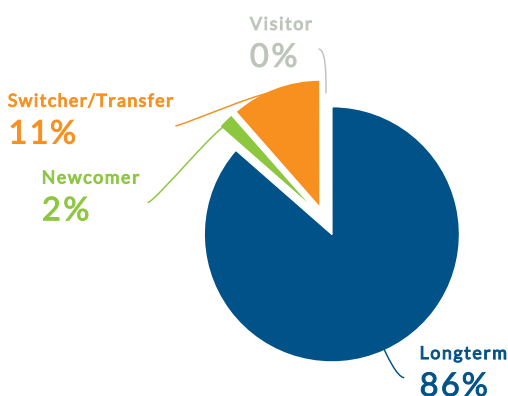
19% have a trade certificate, diploma or associate diploma



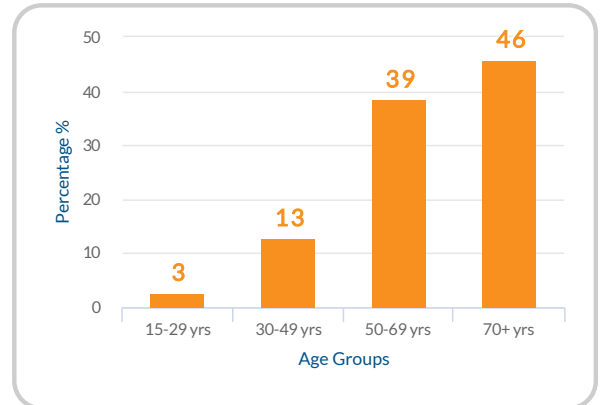
39% have primary or secondary school education



CHURCH BACKGROUND and ATTENDANCE



The AVERAGE AGE of people is **65** years



84% of all people were born in AUSTRALIA

16% were born overseas



4% speak a language other than ENGLISH at home



15% of attenders here are new arrivals to this parish in the past five years.

100% attend Mass at least monthly

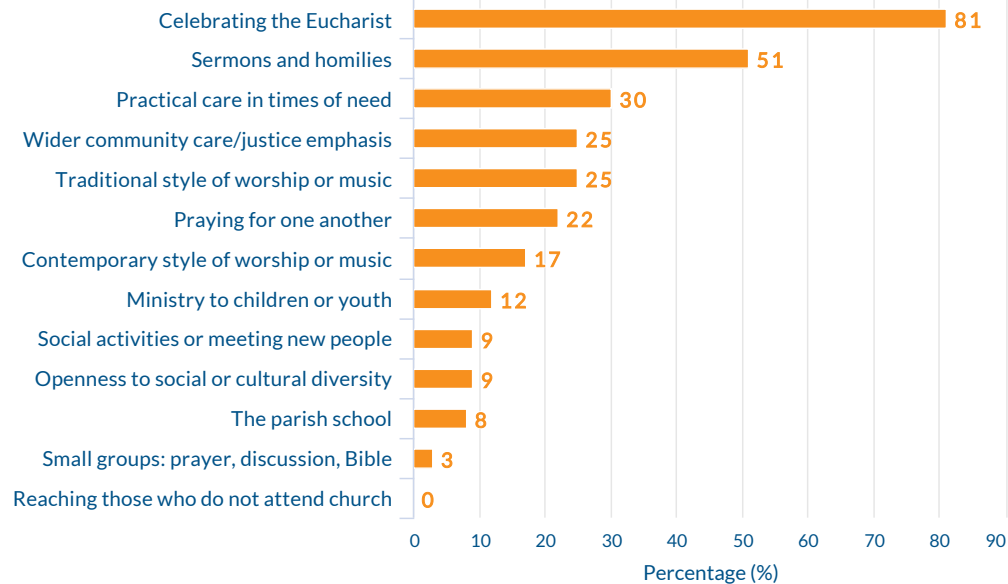


What People Value and Prioritise



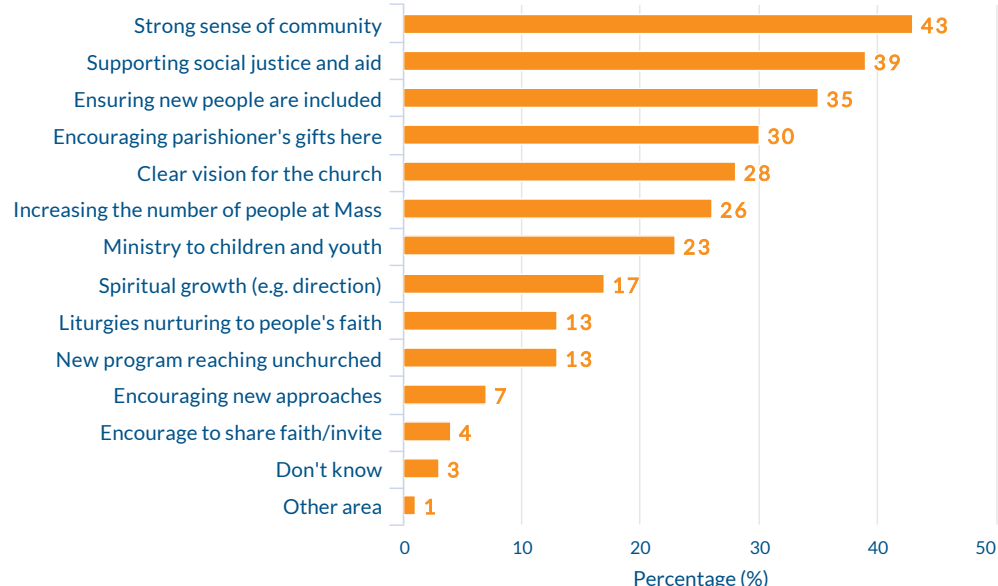
WHAT PEOPLE VALUE ABOUT THIS CHURCH

Attendees of this parish most value 'Celebrating the Eucharist/ receiving Holy Communion' and 'Sermons and homilies'



FUTURE PRIORITIES

Over the next 12 months most attendees would like priority given to: 'Building a strong sense of community' and 'Supporting social justice and aid'.



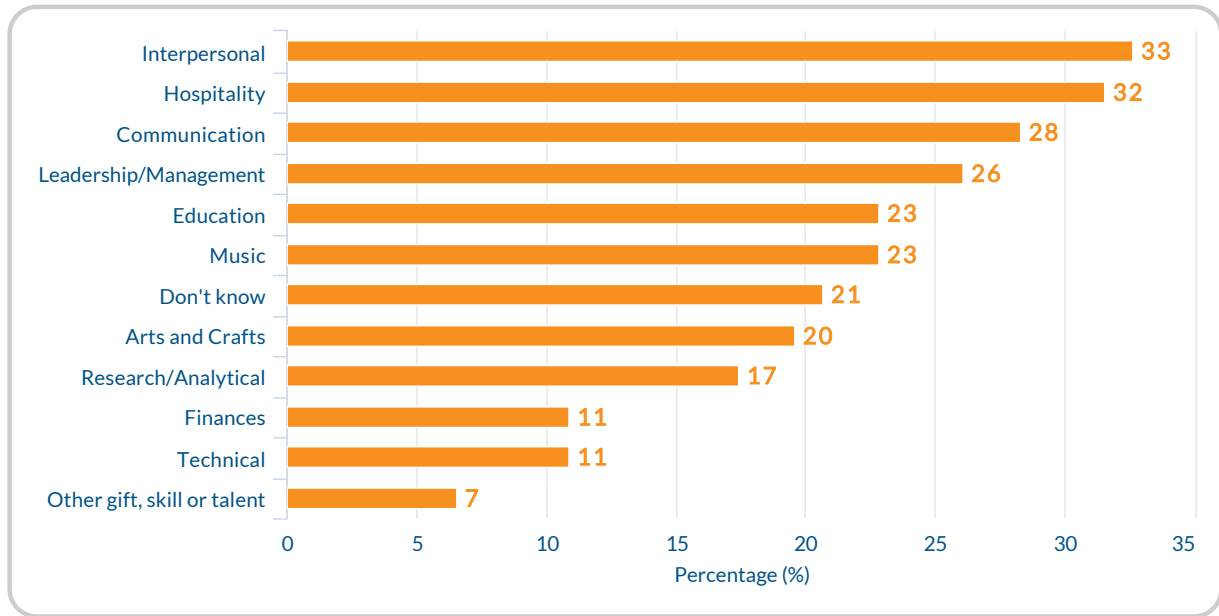
You in 2016 - Yass Parish (TAC057, 110 forms)

People's Gifts and Skills

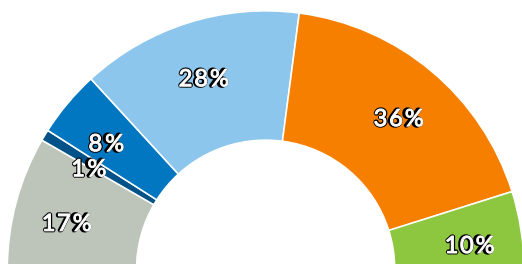


USE OF GIFTS and SKILLS

Attendees most commonly identified their gifts or skills as "Interpersonal: build relationships, care for people" and "Hospitality: welcome, host, provide food"

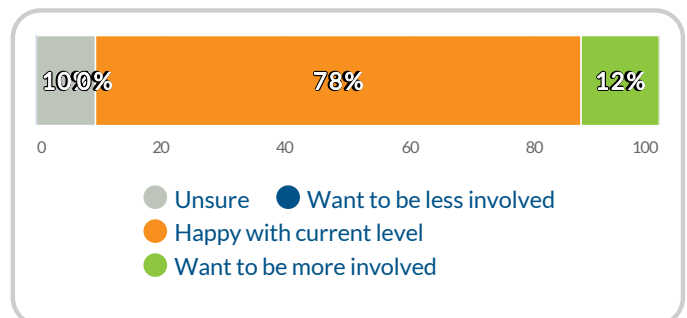


46% of attendees agree that their GIFTS, SKILLS AND TALENTS ARE BEING USED WELL in this parish



Don't Know Strongly Disagree Disagree
 Neutral/Unsure Agree Strongly Agree

12% want to be MORE INVOLVED at this parish



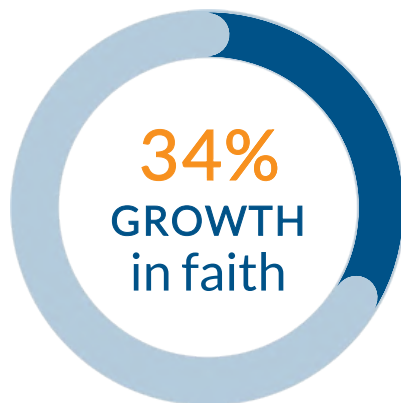
Unsure Want to be less involved
 Happy with current level
 Want to be more involved

How People Relate to God

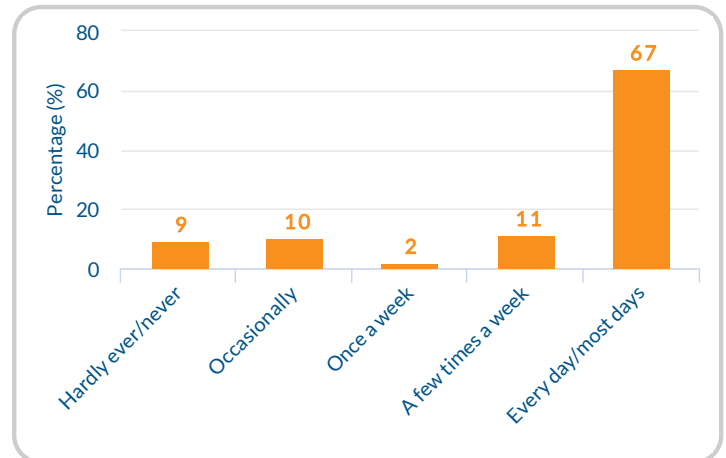


PERSONAL FAITH

34% of attenders said that they had experienced much **GROWTH IN FAITH** in the previous 12 months



67% spend time in **PRAYER, BIBLE READING, MEDITATION** every day or most days



IMPORTANCE of GOD in people's lives:

"God is more important to me than almost anything else" **37%**

"God is the most important reality in my life" **46%**



CHURCH SERVICES

During church services at this parish, attenders always or usually experience:

MUSIC
they appreciate



GROWTH
in understanding of God



Being challenged to
TAKE ACTION



How People Relate to Each Other



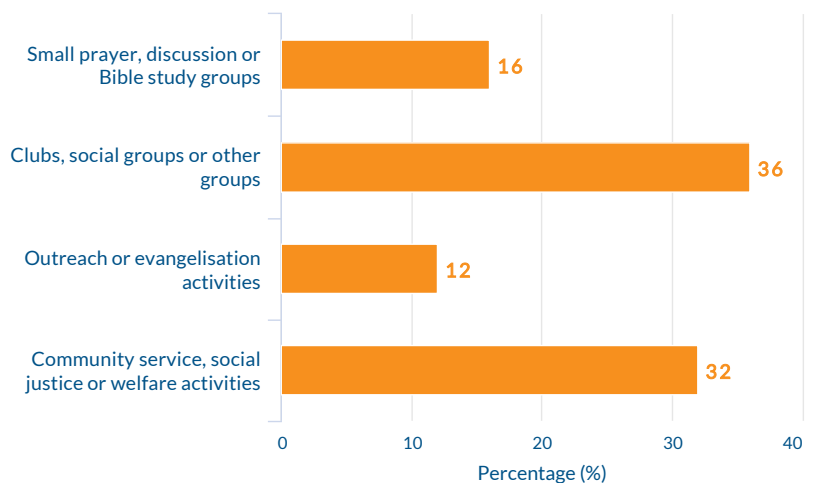
BELONGING and INVOLVEMENT



88% of people have a strong sense of belonging to this parish
87% found it easy to make friends within this parish



People of this parish are involved in various parish groups



SATISFACTION with PARISH ACTIVITIES

People shared how satisfied they are with what is offered by this parish:

For their own age **78%**
 For children aged under 12 years **46%**
 For youth aged 12 to 18 years **90%**



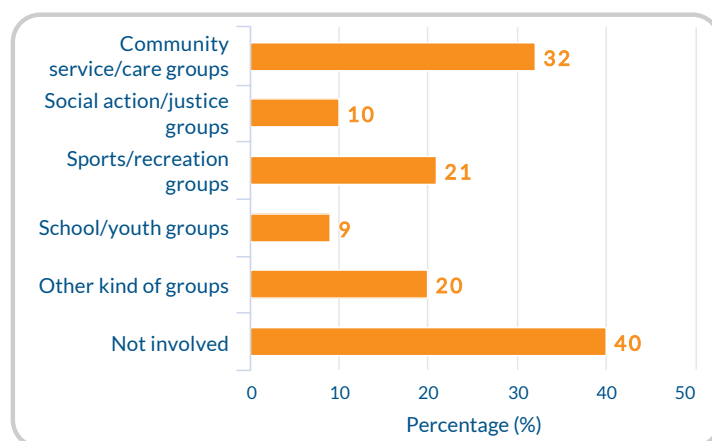
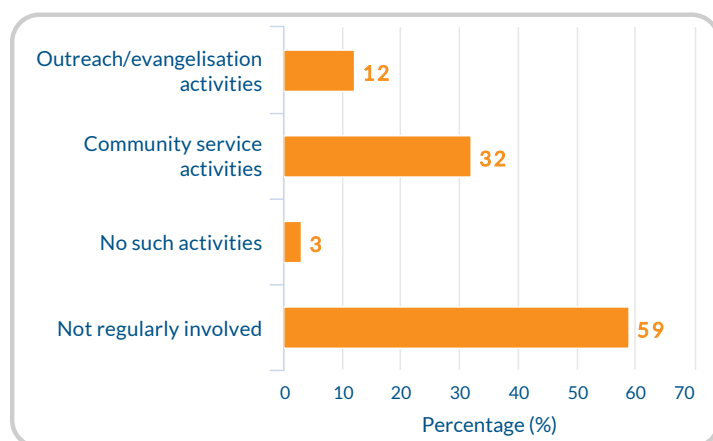
How People Relate to the Wider Community



INVOLVEMENT IN GROUPS

38% of people reach out to the wider community through activities of this parish

60% of people participate in wider community groups



Note: Attenders could choose more than one option, so percentages will not add to 100%



WORDS and ACTIONS

10% feel at ease TALKING ABOUT FAITH with others and look for opportunities to do so



31% INVITED friends and relatives to Mass or another church service in this last year



Attenders have made OFFERS OF HELP to others in a range of informal ways



Informal action in last 12 months %

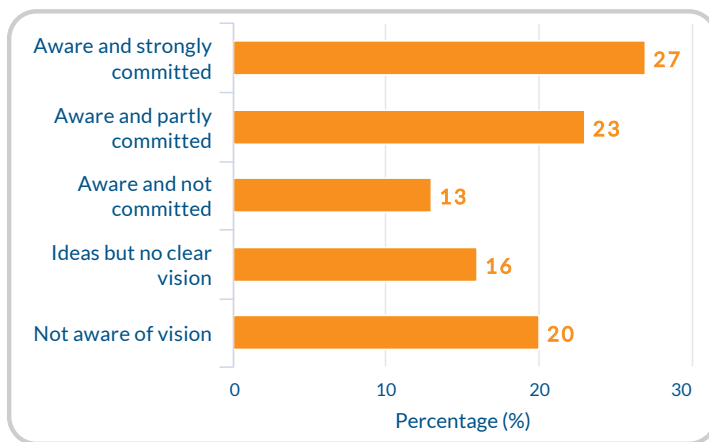
Donated money to a charitable organisation	88
Visited someone in hospital	55
Helped someone through a personal crisis (not sickness)	53
Lent or gave money to someone outside your family	46
Given some of your possessions to someone in need	41
Cared for someone who was very sick	28
Contacted a parliamentarian/councillor on a public issue	24
Tried to stop someone abusing alcohol or drugs	7

Vision, Innovation and Leadership Culture

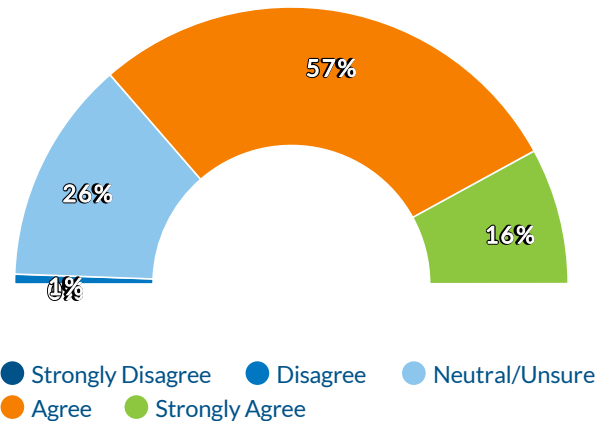


VISION and INNOVATION

27% of people are both aware of and strongly **COMMITTED TO THE VISION** and goals or directions for this parish



73% agree that they would **SUPPORT** the development of new initiatives in the ministry and mission of this parish

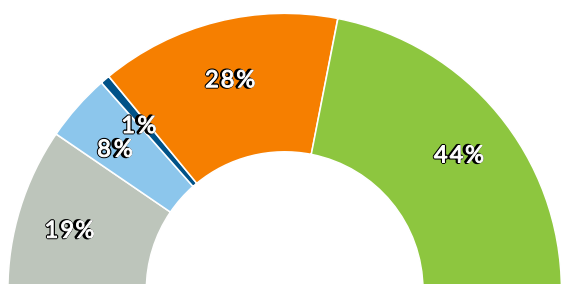


66% agree that this parish is always ready to **TRY SOMETHING NEW**



LEADERSHIP CULTURE

44% are fully confident that this parish **CAN ACHIEVE THE VISION**, goals or directions set



● Vision Not Clear
 ● Don't Know
 ● Not Confident
 ● Partly Confident
 ● Fully Confident

48% of attenders perform a **LEADERSHIP OR MINISTRY ROLE**

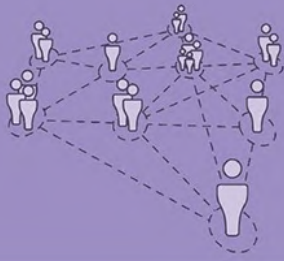
68% agree that this parish has good and **CLEAR SYSTEMS** for how it operates

Attenders agree:

52% Leaders encourage me to find and use my gifts and skills to a great or some extent

75% Leaders take into account ideas of people here to a great or some extent

63% Leaders here inspire me to action



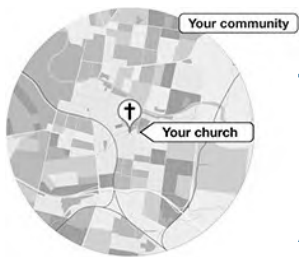
Your Local Neighbourhood

UNDERSTANDING YOUR CONTEXT

As your church reflects upon its ministry and mission, it is important to understand your local context. Demographic information about the people in your local area (e.g. age, country of birth) can help your church to be light and salt to the neighbourhood around you.

This page contains some information about the local neighbourhood around your church building. It is based on the 2011 National Census* from the Australian Bureau of Statistics.

Your neighbourhood area is based on 5 km radius around your church address: Meehan St, Yass NSW 2582.



THE PEOPLE OF THE LOCAL COMMUNITY AROUND YOUR CHURCH

NUMBER OF PEOPLE

Total persons	6,206
Total persons aged 15 years or over	4,888
Total number of households	2,252
Total number of families	1,640



DEMOGRAPHIC PROFILE



14% were aged 0 to 9 years



15% had a university degree



60% were employed



25% lived alone



54% were in the same address as 5 years earlier



4% were born in non-English speaking countries



72% affiliated with the Christian religion

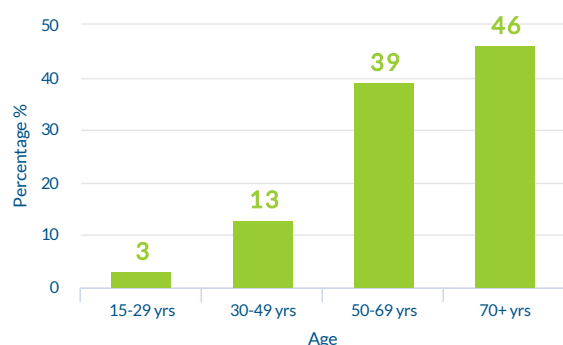
* All statistics derived by NCLS Research from data supplied by the Australian Bureau of Statistics © Commonwealth of Australia www.abs.gov.au. The most recent Census data (2011) is used at the time of report production. As 2016 Census data becomes available, refer to the NCLS Research website for news and resources.

People of this Church

A Demographic Profile

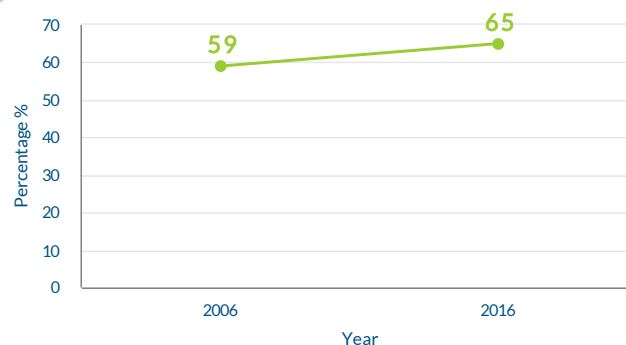
Age Profile

65 years is the average age of attenders at this parish (aged 15+)



Source: 2016 NCLS, Yass

Change over time: Average age of church attenders aged 15+ years



Source: Yass, NCLS 2006, 2016

Demographics

Gender

Female	56	58	61
Male	44	42	39

Marital Status

Never married	11	8	13
Married	77	76	68
In a defacto relationship	0	1	2
Separated or divorced	3	7	6
Widowed	9	8	12

Highest educational qualification

Primary/secondary school	39	54	36
Trade certificate, diploma or associate diploma	19	26	22
University degree	41	20	42

Employment status

Employed	53	44	42
Full-time home duties/family responsibilities	3	14	7
Retired	44	35	48

Country of birth

Of Aboriginal or Torres Strait Islander origin	0	N/A	1
Born in Australia (including above) ⁺	84	88	71
Born in another country where English is the main language ⁺	8	7	6
Born in a Non English-speaking country ⁺	7	5	23
At least one parent born in a Non English-speaking country ⁺	9	N/A	30

Speak a language other than English at home

English plus other language(s)	4	N/A	19
Non-English language(s) only	0	N/A	2

Lives in the parish

	100	91	75
--	-----	----	----

⁺ Note: "Don't know" was included in 2016 as a response option for country of birth.

You in 2016 - Yass Parish (TAC057, 110 forms)

You in 2006 - Yass Parish (TAC057, 220 forms)

Diocese in 2016 - Archdiocese of Canberra & Goulburn (TAC00000, 6751 forms, 61 parishes)

People of this Church

Children and Youth

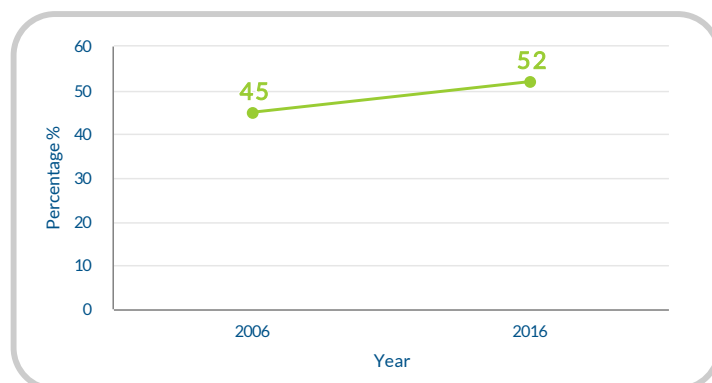
Children and Church Attendance

52% is the proportion of attenders' children (aged 15+ and living at home) who attend a church



Source: 2016 NCLS, Yass

Change over time: Percent of attenders' children (aged 15+ and living at home) who attend a church



Source: Yass, NCLS 2006, 2016

Children and Youth	You in 2016 (%)	You in 2006 (%)	Diocese in 2016 (%)
Young people (aged 15-19) at your parish			
Young people who completed the survey	3	1	2
Young people who have been attending more than 5 years	1	1	1
Young people who have been attending 5 years or less	2	0	1
Satisfaction with what is offered for particular age groups			
Satisfaction with what is offered here "for people your own age":			
All attenders very satisfied or satisfied	78	N/A	69
15-18 year olds very satisfied or satisfied	*	N/A	39
19-25 year olds very satisfied or satisfied	*	N/A	45
Satisfaction with what is offered here "for children aged under 12 years": ++			
All attenders very satisfied or satisfied	46	56	47
Satisfaction with what is offered here "for youth aged 12-18 years": ++			
All attenders very satisfied or satisfied	90	25	32
15-18 year olds very satisfied or satisfied	*	*	46
Church attendance pattern of attenders' children (still living at home)			
Attenders' children aged 15 and over still living at home: +			
Still attend this church	48	34	38
Attend elsewhere	5	11	8
Do not attend any church	42	58	53
Attenders' children aged 0-14 still living at home: +			
Still attend this church	100	77	78
Attend elsewhere	0	12	11
Do not attend any church	0	12	13
+ Note: All child attendance options could be selected, so percentages may not add to 100%			
++ Note: A new instruction was added to this question in 2016: "Please answer even if nothing age-specific is offered"			
* Results not provided as there were less than 6 responses			

You in 2016 - Yass Parish (TAC057, 110 forms)

You in 2006 - Yass Parish (TAC057, 220 forms)

Diocese in 2016 - Archdiocese of Canberra & Goulburn (TAC00000, 6751 forms, 61 parishes)

People of this Church

Church Background

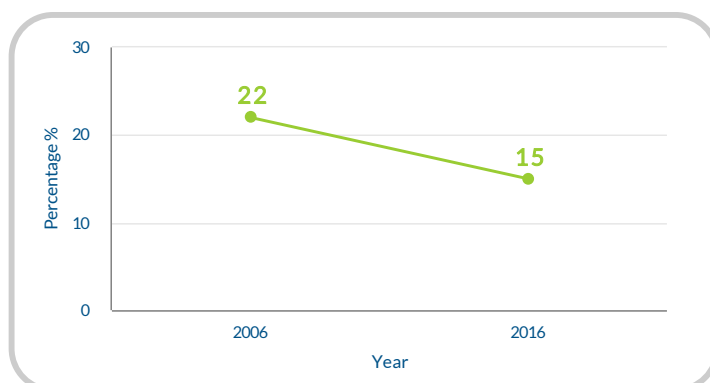
New Arrivals

15% of attenders here are new arrivals to this parish in the past five years.



Source: 2016 NCLS, Yass

Change over time: Percent of attenders who were new arrivals in the 5 years prior to the survey



Source: Yass, NCLS 2006, 2016

Church Background	You in 2016 (%)	You in 2006 (%)	Diocese in 2016 (%)
Newcomers to church (who were not attending any church 5 years ago):			
Newcomers returning after an absence of several years	1	1	2
Newcomers who never regularly attended	1	1	1
Church attendance history: ⁺			
Total newcomers (new to any church) in the last 5 years	2	1	3
Total who attended a different church in the last 5 years: ⁺⁺	11	19	17
Switchers from another denomination in the last 5 years ⁺⁺	0	1	1
Transfers from another Catholic parish in the last 5 years ⁺⁺	11	18	16
Long-term attenders: attended here for more than 5 years	86	76	76
Visitors from other churches	0	4	3
Visitors who do not regularly go to church	0	1	1
Length of attendance at this church:			
Total new arrivals (new to your parish) in the last 5 years:	15	22	21
Less than 1 year	4	6	5
1-2 years	2	7	7
3-5 years	9	9	9
6-10 years	11	11	12
11-20 years	19	15	18
More than 20 years	55	48	45
⁺ Note: Church attendance history is calculated from three survey questions. The figures may not match those for length of attendance due to non-responses.			
⁺⁺ Note: The wording of the response options to the survey question about the denomination of the previous church changed in 2016.			

You in 2016 - Yass Parish (TAC057, 110 forms)

You in 2006 - Yass Parish (TAC057, 220 forms)

Diocese in 2016 - Archdiocese of Canberra & Goulburn (TAC00000, 6751 forms, 61 parishes)

People of this Church

Leadership Roles

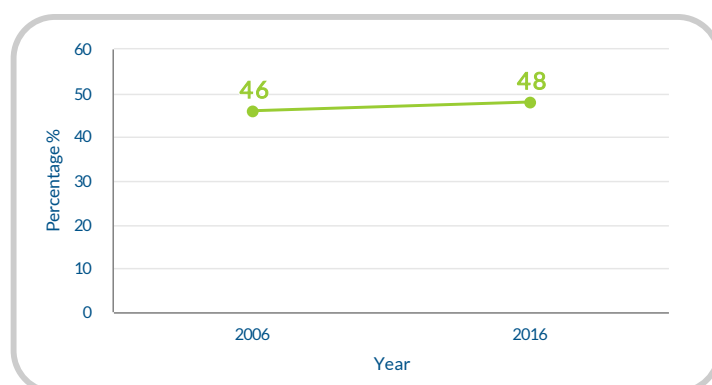
Leadership Roles

48% of attenders perform at least one leadership or ministry role here



Source: 2016 NCLS, Yass

Change over time: Percent of attenders who perform at least one leadership or ministry role here



Source: Yass, NCLS 2006, 2016

Gifts and Skills

Attenders' gifts and skills

	You in 2016 (%)	You in 2006 (%)	Diocese in 2016 (%)
Arts and Crafts: building, visual, textile	20	N/A	18
Communication: write, edit, speak	28	N/A	28
Education: teach, coach	23	N/A	22
Finances: accounts, financial management	11	N/A	12
Hospitality: welcome, host, provide food	32	N/A	27
Interpersonal: build relationships, care for people	33	N/A	24
Music: play, sing, write music	23	N/A	18
Leadership/Management: lead, manage, plan, organise	26	N/A	19
Research/Analytical: collect information, analyse, report	17	N/A	12
Technical: computers, sound, light	11	N/A	11
Other gift, skill or talent	7	N/A	12
Don't know	21	N/A	21
Strongly agree or agree that their gifts and skills are used well here	46	N/A	35

Parish volunteer roles of attender

Liturgical roles (including Children's liturgy)	41	50	28
Sacrament preparation	4	4	1
Parish council or committee member	14	14	8
Group leadership	7	3	4
Pastoral care	16	19	11
Attenders performing any of above leadership/ministry roles here	48	46	32
Involved in parish school or R.E. in government school	8	13	6
Some other role	13	13	13

Attenders with formal church roles

Lay person employed as a teacher in a Catholic school	13	7	4
Attender with any other formal church role	8	8	6

You in 2016 - Yass Parish (TAC057, 110 forms)

You in 2006 - Yass Parish (TAC057, 220 forms)

Diocese in 2016 - Archdiocese of Canberra & Goulburn (TAC00000, 6751 forms, 61 parishes)



Church Vitality: Core Qualities of Church Life

Over 20 years NCLS Research has identified 9 Core Qualities shown to be central to the life of a vital church. The blend of these qualities points to the unique character of each church, its areas of strength and its potential for growth.

These Core Qualities are measured and grouped into three areas of church life.

The **Internal Core Qualities** focus on the inner life of the community of faith, and a measure is made of the extent to which the community:

- has an alive and growing **Faith**
- experiences vital and nurturing **Worship**
- feels a strong and growing **Belonging**

The **Inspirational Core Qualities** focus on the vigour of a church and the catalysts that inspire a church to move forward. They give a measure of the extent to which the church has:

- a clear and owned **Vision**
- inspiring and empowering **Leadership**
- openness to imaginative and flexible **Innovation**


The **Outward Core Qualities** focus on the outward looking life of the church, and a measure is made of the extent to which the church undertakes:

- practical and diverse **Service**
- willing and effective **Faith-sharing**
- intentional and welcoming **Inclusion**



NCLS Research also explores three attendance measures for every church:

- **Young adult retention** - the extent to which the children of the faith community remain regular attenders when they grow into young adulthood.
- **Newcomers** - the extent to which newcomers who have arrived in the previous five years make up the congregation.
- **Attendance change** - the extent to which attendance numbers have changed over the last five years through the inflow and outflow of people.



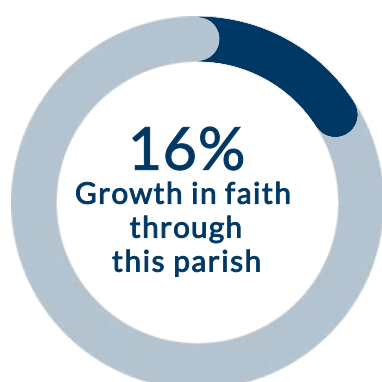
For more detail on the NCLS Research Vitality Framework refer to the book *Enriching Church Life* or go to www.ncls.org.au



Faith Alive and Growing

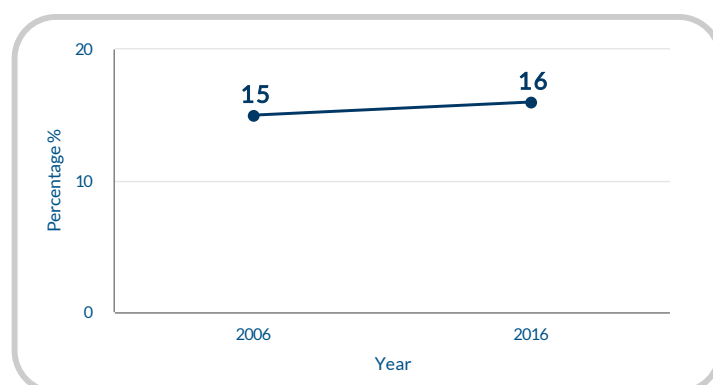
Growth in Faith through this Parish

16% said they had experienced much growth in faith through this parish in the last 12 months



Source: 2016 NCLS, Yass

Change over time: Percent of attenders who experienced much growth in faith through this parish in the last 12 months



Source: Yass, NCLS 2006, 2016

Alive and Growing Faith

You in
2016 (%)

You in
2006 (%)

Diocese in
2016 (%)

Growth in faith

Attenders' growth in faith in the past year:

Much growth through this parish	16	15	17
Much growth through other groups or churches	4	2	6
Much growth through private activity	13	14	12
Some growth	55	48	43
No growth	11	21	22

Private devotional activity

Time spent in private prayer, Bible reading, meditation:

Every day/most days	67	54	48
A few times a week	11	15	17
Once a week	2	6	5
Occasionally	10	17	19
Hardly ever	7	7	7
Never	2	1	3

Importance of God

God is the most important reality in my life	46	46	43
God is more important to me than almost anything else	37	33	33
Fairly important, but many other things are more important	16	21	23

You in 2016 - Yass Parish (TAC057, 110 forms)

You in 2006 - Yass Parish (TAC057, 220 forms)

Diocese in 2016 - Archdiocese of Canberra & Goulburn (TAC00000, 6751 forms, 61 parishes)



Worship

Vital and Nurturing

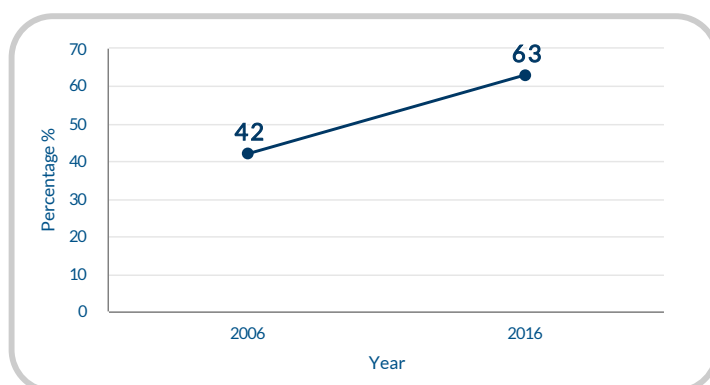
Inspired during Worship Services

63% of attenders said they always/usually experience inspiration during services



Source: 2016 NCLS, Yass

Change over time: Percent of attenders who always/usually experience inspiration during services



Source: Yass, NCLS 2006, 2016

Vital and Nurturing Worship

You in
2016 (%)

You in
2006 (%)

Diocese in
2016 (%)

During church services here, attenders

Always experience inspiration	16	16	23
Usually experience inspiration	48	26	35
Always experience a sense of God's presence	59	40	50
Usually experience a sense of God's presence	25	36	32
Always experience growth in understanding of God	22	19	28
Usually experience growth in understanding of God	47	43	37
Always experience being challenged to take action	17	7	18
Usually experience being challenged to take action	32	25	28

During church services here, attenders experience preaching very helpful to their life

Always	33	20	26
Usually	43	41	41
Sometimes	24	33	29
Rarely / Never	0	5	4

During church services here, attenders experience music they appreciate

Always	37	N/A	38
Usually	34	N/A	34
Sometimes	28	N/A	22
Rarely / Never	1	N/A	7

The parish priest's style of celebration at Mass is mainly

Serious, reverent, unhurried; emphasis on sacredness	20	N/A	26
Brisk and business-like; aim not to keep people too long	3	N/A	5
Casual, often humorous; emphasis on putting people at ease	24	N/A	16
Warm and personal; emphasis on involving everyone	53	N/A	43
Dull and impersonal; uninspiring, out of touch with people	0	N/A	4
None of the above/Don't know	0	N/A	6

You in 2016 - Yass Parish (TAC057, 110 forms)

You in 2006 - Yass Parish (TAC057, 220 forms)

Diocese in 2016 - Archdiocese of Canberra & Goulburn (TAC00000, 6751 forms, 61 parishes)



Belonging Strong and Growing

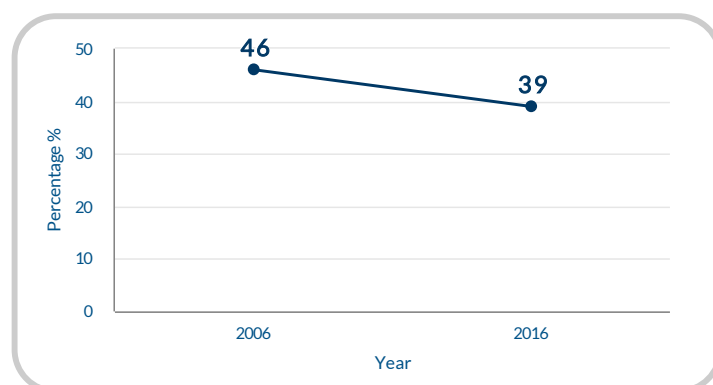
Sense of Belonging

39% of attenders said they have a strong sense of belonging to this parish, which is growing.



Source: 2016 NCLS, Yass

Change over time: Percent of attenders who have a strong and growing sense of belonging to this parish



Source: Yass, NCLS 2006, 2016

Strong and Growing Belonging	You in 2016 (%)	You in 2006 (%)	Diocese in 2016 (%)
Sense of belonging to the parish			
Strong and growing	39	46	36
Strong and stable	45	24	33
Strong but weakening	4	9	10
No, but I am new here	3	3	4
No, and I wish I did by now	1	4	3
No, but I am happy as I am	8	10	11
Don't know/not applicable	1	4	3
Frequency of Mass attendance here			
First time/ hardly ever/ special occasions only	0	2	4
Less than once a month	0	2	2
Once a month	0	5	3
Two or three times a month	10	9	10
Usually every week	73	64	66
More than once a week	17	17	15
Regular participation in this parish's activities			
Small prayer, discussion or Bible study groups	16	18	13
Fellowship, clubs or other social groups	36	31	23
Evangelistic or outreach activities	12	10	8
Community service, social justice or welfare activities	32	34	22
"Being Catholic is an important part of who I am"			
Strongly agree or agree	96	N/A	94
Neutral/Unsure	2	N/A	3
Disagree or strongly disagree	0	N/A	1
Not applicable	1	N/A	1

You in 2016 - Yass Parish (TAC057, 110 forms)

You in 2006 - Yass Parish (TAC057, 220 forms)

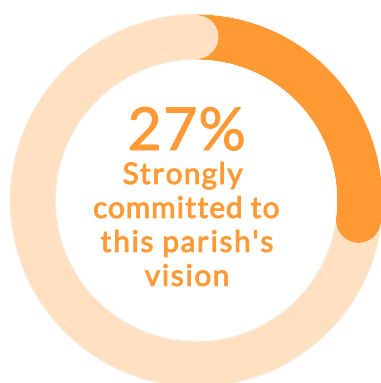
Diocese in 2016 - Archdiocese of Canberra & Goulburn (TAC00000, 6751 forms, 61 parishes)



Vision Clear and Owned

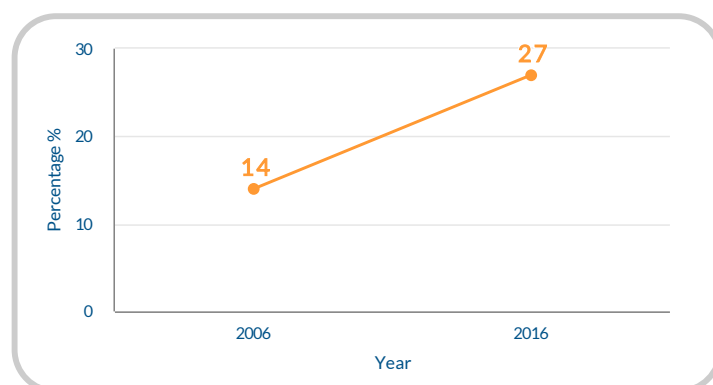
Committed to this Parish's Vision

27% of attenders said they are aware of and strongly committed to this parish's vision, goals or directions



Source: 2016 NCLS, Yass

Change over time: Percent of attenders who are aware of and strongly committed to this parish's vision, goals or directions



Source: Yass, NCLS 2006, 2016

Clear and Owned Vision

You in
2016 (%)

You in
2006 (%)

Diocese in
2016 (%)

Awareness of vision, goals and directions of the parish

Attenders are aware and strongly committed

27

14

16

Attenders are aware and partly committed

23

27

21

Attenders are aware and not committed

13

20

15

Attenders are aware of ideas not of any clear vision/goals/directions

16

17

15

Attenders are unaware of any clear vision, goals or directions

20

22

32

Confidence that the parish can achieve its vision, goals or directions

Fully confident the vision can be achieved

44

28

34

Partly confident the vision can be achieved

28

36

26

Not confident the vision can be achieved

1

4

3

Attenders' views on priorities for this parish in the next 12 months: ⁺

Spiritual growth (e.g. spiritual direction, prayer groups)

17

N/A

21

Liturgies that are nurturing to people's faith

13

27

22

Building a strong sense of community in this parish

43

35

34

Creating a clear vision for this parish's future

28

16

19

Encouraging people here to discover/use their gifts

30

24

17

Encouraging new approaches to ministry and mission

7

12

10

Supporting social justice and aid to people in need

39

21

22

Encouraging people here to share their faith or invite others

4

9

7

Ensuring new people are included well in church life

35

26

20

Ministry to children and youth

23

24

22

Increasing the number of people at Mass

26

32

21

Starting a new program reaching people who don't go to church

13

20

14

⁺ Note: The wording on the introduction to this question changed slightly in 2016.

You in 2016 - Yass Parish (TAC057, 110 forms)

You in 2006 - Yass Parish (TAC057, 220 forms)

Diocese in 2016 - Archdiocese of Canberra & Goulburn (TAC00000, 6751 forms, 61 parishes)



Leadership Culture Inspiring and Empowering

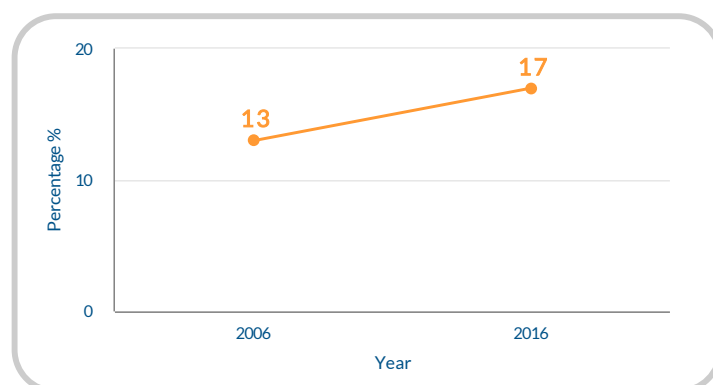
Encouraging Gifts and Skills

17% of attenders said this parish's leaders have encouraged them to find and use their gifts and skills here to a great extent



Source: 2016 NCLS, Yass

Change over time: Percent of attenders who said this parish's leaders have encouraged them to find and use their gifts and skills to a great extent



Source: Yass, NCLS 2006, 2016

Inspiring and Empowering Leadership Culture	You in 2016 (%)	You in 2006 (%)	Diocese in 2016 (%)
Attenders say this parish's leaders encouraged them to find and use their gifts and skills here:			
To a great extent	17	13	12
To some extent	34	28	26
To a small extent	22	18	22
Not at all	15	22	24
Attenders say that this parish's leaders take into account the ideas of the people here:			
To a great extent	52	28	31
To some extent	23	39	27
Attenders strongly agree or agree that...			
Leaders here inspire me to action	63	43	49
Leaders here keep strong focus on connecting with wider community	79	58	60
Leaders here encourage innovation and creative thinking	63	47	47
The parish has good and clear systems for how it operates	68	67	64
Attenders who perform a leadership or ministry role here	48	46	32
Attenders' evaluation of their involvement here			
I would like to be more involved	12	N/A	17
I am happy with my current level of involvement	78	N/A	69
I would like to be less involved	0	N/A	1

You in 2016 - Yass Parish (TAC057, 110 forms)

You in 2006 - Yass Parish (TAC057, 220 forms)

Diocese in 2016 - Archdiocese of Canberra & Goulburn (TAC00000, 6751 forms, 61 parishes)



Innovation

Imaginative and Flexible

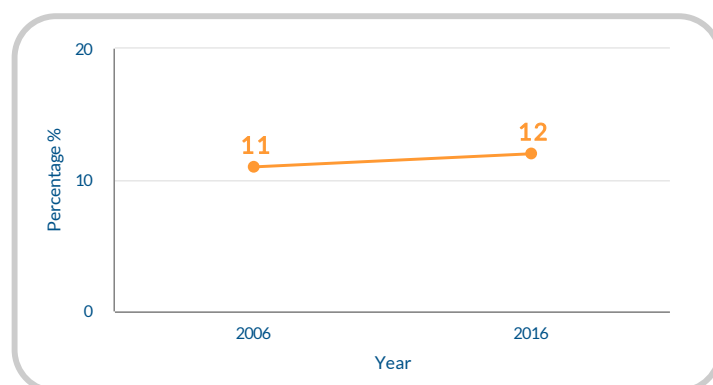
Ready to Try Something New

12% of attenders strongly agree that this parish is always ready to try something new



Source: 2016 NCLS, Yass

Change over time: Percent of attenders who strongly agree that this parish is always ready to try something new



Source: Yass, NCLS 2006, 2016

Imaginative and Flexible Innovation

You in
2016 (%)

You in
2006 (%)

Diocese in
2016 (%)

Willingness of the parish to try new things

This parish is always ready to try something new:

Strongly agree	12	11	13
Agree	54	46	42
Neutral / Unsure	29	31	37
Disagree	5	10	6
Strongly disagree	0	3	2

Leaders encourage innovation

Leaders here encourage innovation and creative thinking:

Strongly agree	9	5	9
Agree	53	42	38
Neutral / Unsure	29	37	43
Disagree	8	13	8
Strongly disagree	0	2	2

Openness to new initiatives

I would support the development of new initiatives in ministry and mission in this parish:

Strongly agree	16	N/A	22
Agree	57	N/A	49
Neutral / Unsure	26	N/A	28
Disagree	1	N/A	1
Strongly disagree	0	N/A	0

You in 2016 - Yass Parish (TAC057, 110 forms)

You in 2006 - Yass Parish (TAC057, 220 forms)

Diocese in 2016 - Archdiocese of Canberra & Goulburn (TAC00000, 6751 forms, 61 parishes)



Service Practical and Diverse

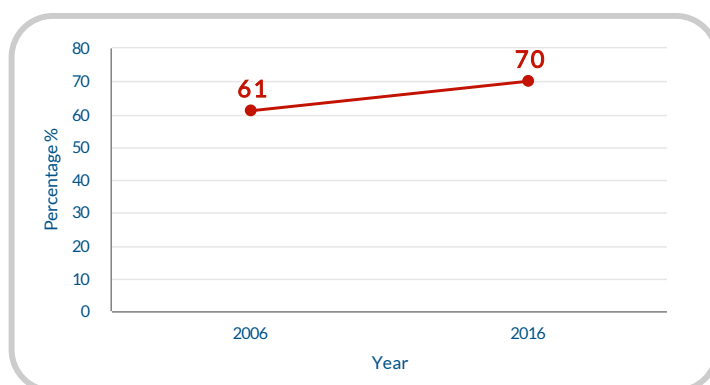
Informal Acts of Service

70% of attenders said they had informally helped others in three or more of a list of ways in the last year



Source: 2016 NCLS, Yass

Change over time: Percent of attenders who informally helped others in three or more ways in the last year



Source: Yass, NCLS 2006, 2016

Practical and Diverse Service

You in
2016 (%)

You in
2006 (%)

Diocese in
2016 (%)

Informal ways of helping others (in the last year)

Attenders who helped others in three or more of the ways below:

Lent or gave money outside family ⁺

Cared for someone who was very sick

Helped someone through a crisis

Visited someone in hospital

Gave possessions to a needy person

Tried to stop someone abusing alcohol or drugs

Donated money to charity

Contacted a parliamentarian or councillor about an issue

Regular involvement in parish-based service activities

Community service, social justice or welfare activities

Ongoing involvement in community groups not connected to this parish

Community service, care or welfare groups

Social action, justice or lobby groups

Sport, recreation or hobby groups

School or youth groups (e.g. P&F, Scouts)

Another kind of group

Not involved with such groups

Beliefs about Christian responsibility to actively care for the environment

Yes, Christians have a responsibility, and I am active

Yes, Christians have a responsibility, but I am currently not active

No, Christians do not have a responsibility

Unsure

⁺Note: Was changed from "Lent money" in 2011 to "Lent or gave money" in 2016.

You in 2016 - Yass Parish (TAC057, 110 forms)

You in 2006 - Yass Parish (TAC057, 220 forms)

Diocese in 2016 - Archdiocese of Canberra & Goulburn (TAC00000, 6751 forms, 61 parishes)



Faith Sharing Willing and Effective

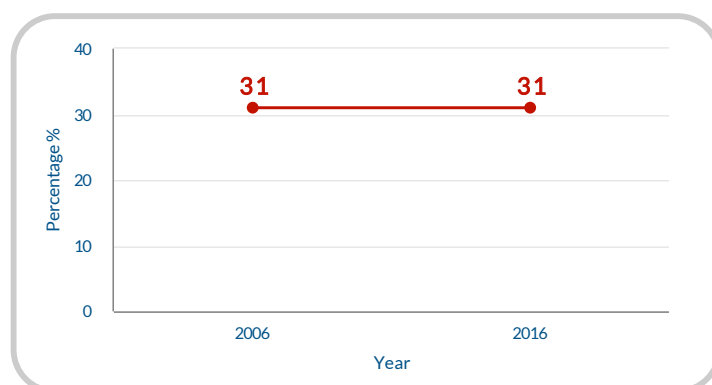
Inviting Others to Church

31% of attenders said they had invited a friend or relative who does not currently attend church to a service here in the last year



Source: 2016 NCLS, Yass

Change over time: Percent of attenders who invited a friend or relative who does not currently attend church to a service here in the last year



Source: Yass, NCLS 2006, 2016

Willing and Effective Faith-sharing

You in
2016 (%)

You in
2006 (%)

Diocese in
2016 (%)

Inviting others to church here

Willingness to invite to Mass or another church service here any friends/relatives who don't currently attend a church:

Willing and invited someone in the last 12 months	31	31	28
Willing, but didn't invite someone in the last 12 months	36	28	33
Probably wouldn't invite someone	14	21	19
Definitely wouldn't invite someone	4	2	2
Don't know	16	18	18

Involvement in evangelisation or outreach activities

Attenders involved regularly in outreach or evangelistic activity	12	10	8
---	----	----	---

Readiness to share faith with others

Feel at ease talking about their faith and look for opportunities	10	15	12
Mostly feel at ease talking about their faith, and do so if it comes up	65	52	55
Find it hard to talk about their faith in ordinary language	13	16	15
Do not like to talk about their faith; life and actions are sufficient	10	16	17
Do not have faith	1	2	1

You in 2016 - Yass Parish (TAC057, 110 forms)

You in 2006 - Yass Parish (TAC057, 220 forms)

Diocese in 2016 - Archdiocese of Canberra & Goulburn (TAC00000, 6751 forms, 61 parishes)



Inclusion Intentional and Welcoming

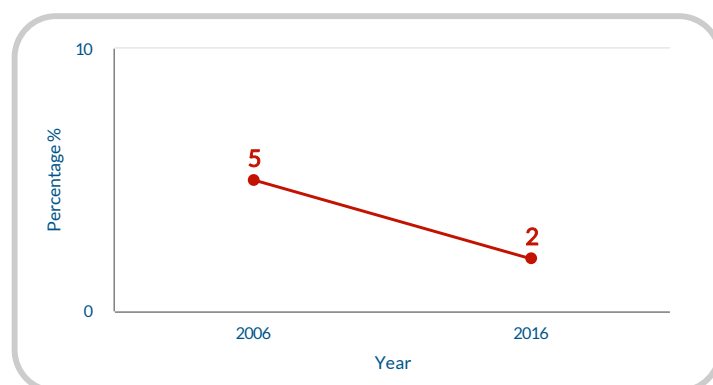
Follow-up of People Drifting Away

2% of attenders said they would certainly follow up someone they knew who was drifting away from church



Source: 2016 NCLS, Yass

Change over time: Percent of attenders who would certainly follow up someone they knew who was drifting away from church



Source: Yass, NCLS 2006, 2016

Intentional and Welcoming Inclusion	You in 2016 (%)	You in 2006 (%)	Diocese in 2016 (%)
Likelihood of attenders to follow up someone drifting away from church			
Certain	2	5	6
Very likely	13	9	11
Likely	23	25	20
Hard to say	39	42	43
Unlikely	22	19	20
Attenders personally seek out and welcome people they know who are new arrivals			
Always	20	N/A	16
Mostly	25	N/A	19
Sometimes	33	N/A	27
Rarely / Never	7	N/A	17
Attenders have found it easy to make friends here			
Among all attenders:			
Agree or strongly agree	87	74	69
Disagree or strongly disagree	6	7	7
Among those who have arrived in the last five years:			
Agree or strongly agree	62	57	53
Disagree or strongly disagree	23	18	11

* Results not provided as there were less than 6 responses

You in 2016 - Yass Parish (TAC057, 110 forms)

You in 2006 - Yass Parish (TAC057, 220 forms)

Diocese in 2016 - Archdiocese of Canberra & Goulburn (TAC00000, 6751 forms, 61 parishes)

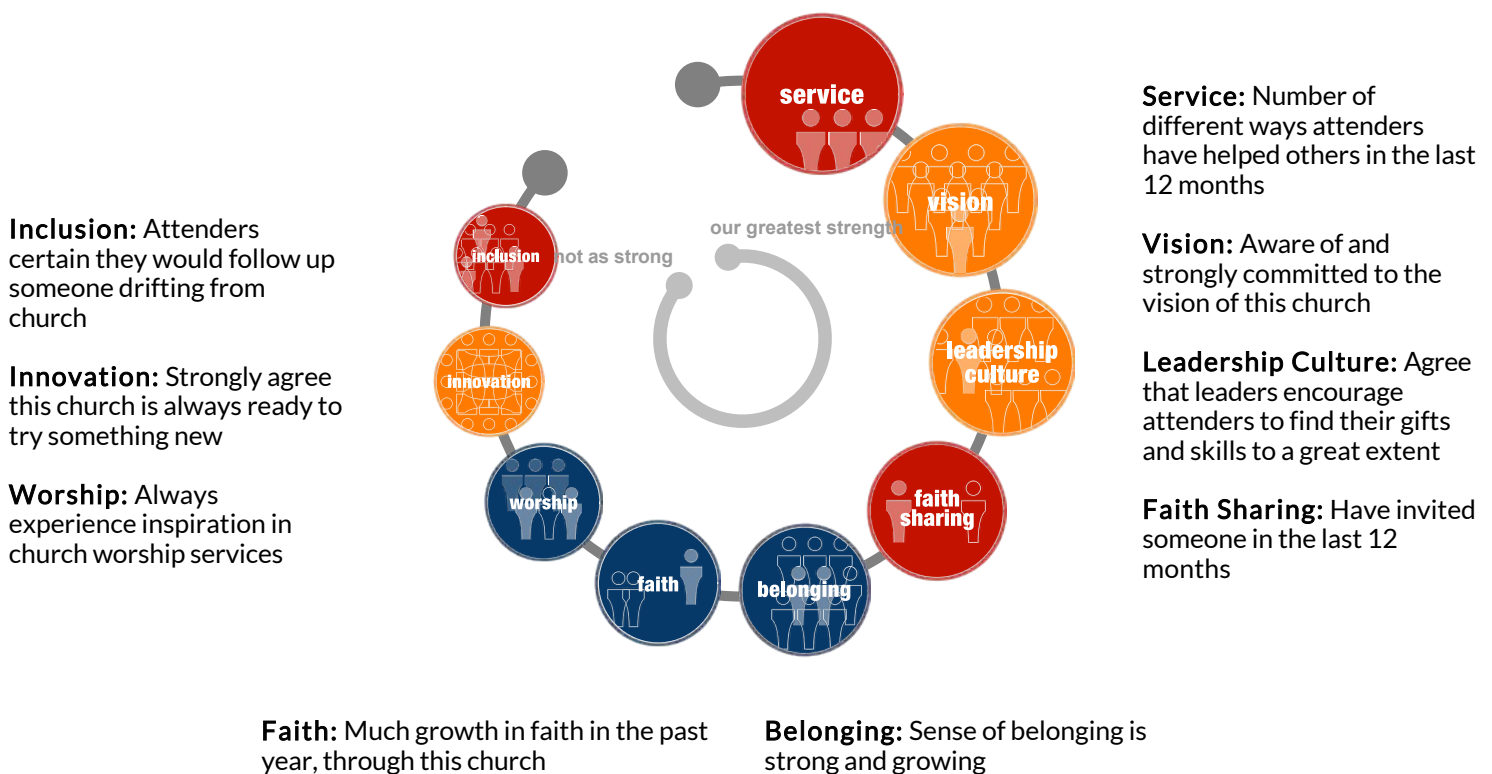
Church Vitality: Circle of Strengths

Core Qualities Overview

Over 25 years of research in Australian churches, the NCLS has highlighted key indicators for each of the nine core qualities of church health and vitality.

This circle of strengths is a simple 'broad brush' view of your church's survey results in each core quality of church life.

A single indicator of responses has been chosen for each core quality area. The order of the core qualities in the circle of strengths is based on ranking the indicator scores from highest to lowest.



Core Qualities in 2016: Headline Indicator Scores out of Ten

Faith	Worship	Belonging	Vision	Leadership Culture	Innovation	Service	Faith sharing	Inclusion
4.4	4.1	5.1	8.3	5.5	4.1	9.7	5.5	0.8

How does it work? For each indicator question, the percentage of the people in the church who selected a given response is converted into a score between 1 and 10, where a score of 5 is the average in the context of all participating churches in Australia.

What Next?

A positive, inclusive process

Involving your churchgoers in a process of review and setting goals or vision can build unity and vitality in churches. It can be a positive, inclusive process of affirmation, discernment and moving forward together in ministry and mission.

After completing the survey, we encourage you to explore and apply your survey results and take some action, as you step into the future. Inviting your churchgoers to celebrate, set goals or determine vision will help them own and contribute to any future directions.



Respond to your survey results in your own way

Many factors make your church unique so we provide a range of exercises to choose from to help your church move forward.

- Do you want to celebrate and affirm the people of your church?
- Do you want to identify the key insights from your survey feedback?
- Do you want to workshop a particular part of your results with a group?
- Do you want to deeply reflect on your results in order to set future direction, or pursue a vision?

You can use various elements in the Church Life Survey Workbook to tailor a process to suit your particular context, stage and people.

Three tips to get the most out of your survey results



For more, see your Church Life Survey Workbook, or go to 2016ncls.org.au/after-survey

What Next?

Each church is unique, so a range of processes are provided to help your church to determine the best way to explore and apply your survey results. Options are provided in the Workbook to equip churches to evaluate, communicate and act.

If you would like to work through the recommended process systematically, follow the steps below.

Before you begin: assess what your church is ready for

What are we ready for?

Reflect on the current capacity of your church and determine the best approach to explore and apply your results. Consider the most suitable way to allow your churchgoers to respond to their survey results. Using the Workbook, determine some goals for your church.

After you receive your survey results: evaluate, communicate and act

Evaluate

Meet with leaders when you have the results

What are we seeing?

How does this fit with our calling?

Explore and evaluate your survey results

Gain An Overview: Review your *Summary Profile* to gain a brief summary of your key survey results.

Dig Deeper: Engage with more in-depth information in your *Detailed Review* to assess specific core qualities of church life.

Communicate

Share insights and plans with the church

Celebrate these strengths!

Let's pray for these challenges and plans

Identify key points and communicate them

Choose from several communication tools and ideas to share your survey results with your church. Browse through the Workbook and decide the best way to inform your church of your survey results. Invite churchgoers, leaders or groups to participate in future planning or action.

Act

Identify and do the actions that reach goals

Let's pursue our calling by...

Participate with us in being the church

Plan and act for your future

Take steps of action together, forming a plan that empowers attenders to contribute their gifts and skills. Several styles of process are available to help your church to explore your NCLS results and plan for the future.

Choose a process and begin:

- Short Process,
- Reflection Action Process, or
- Comprehensive Process.

For more, see your [Church Life Survey Workbook](#), or go to 2016ncls.org.au/after-survey

2016 NCLS Results Dashboard

Yass Parish

Denomination: Catholic

Who Took Part?

These results are based on 110 adult attenders aged 15 years and over and 0 children* aged 8 to 14 who completed the 2016 National Church Life Survey at our church.

**NB: If fewer than 10 child surveys returned, no results displayed.*

Our Gifts and Skills

- Interpersonal 33%
- Hospitality 32%
- Communication 28%
- Leadership/Management 26%



How We Relate to God

- Growth in faith over last year 34%
- Private devotions at least weekly 81%
- God is most important reality 46%
- Worship challenges me to act 49%



How We Relate to Community

- Volunteer in community activity 38%
- Helped others in 3 or more ways 70%
- Feel at ease sharing faith with others 75%
- Serve in welfare or justice activity 60%



Our People

- Average age 65 years
- Female 56% Male 44%
- Tertiary education 41%
- Non-English speaking background 7%



What We Value and Prioritise

- Value: Celebrating the Eucharist 81%
- Value: Sermons and homilies 51%
- Prioritise: Strong sense of community 43%
- Prioritise: Supporting social justice and aid 39%

How We Relate to Each Other

- Strong sense of belonging 88%
- Easy to make friends 87%
- Involved in small groups 16%
- Satisfied with children's activities 46%



Our Vision and Leadership

- Aware and strongly committed to vision 27%
- Ready to try something new 66%
- Leaders help us use our gifts/skills 52%



Weighing up your survey results

It is always important to consider who participated in the survey and in what context. Compare the number of people surveyed (shown at the bottom of each results page) with the total number in the church. Consider what else was happening in the life of the church at the time of the survey and whether/how it might have influenced the responses.

Use your Profile Number **C4ACBK** to access this profile online
www.2016ncls.org.au