

# Church Life Profile

## Yass Parish

The Catholic Church in Australia

### The people of this parish...

#### Most VALUE:



Celebrating the Eucharist/  
receiving Holy Communion

81%



Sermons and homilies

51%



Practical care for one another in  
times of need

30%



Wider community care or social  
justice emphasis

25%

#### Want to give ATTENTION to:



Building a strong sense of  
community

43%



Supporting social justice and aid

39%



Ensuring new people are included

35%



Encouraging parishioners here to  
discover/use their gifts here

30%

*Note: Attenders could select up to three options so percentages may not add up to 100%.*

You in 2016 - Yass Parish (TAC057, 110 forms)

# The People of This Church



## DEMOGRAPHIC PROFILE



**56%** of all people are female and **44%** are male

**41%** of all people have a university degree



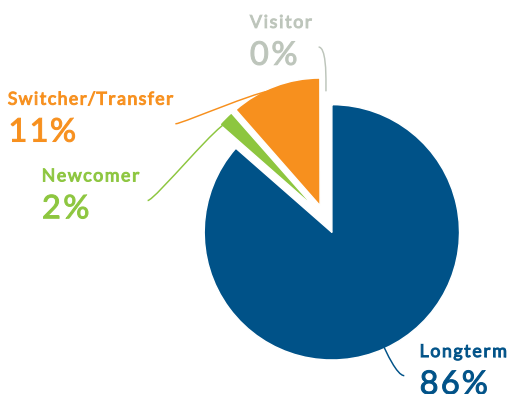
**19%** have a trade certificate, diploma or associate diploma



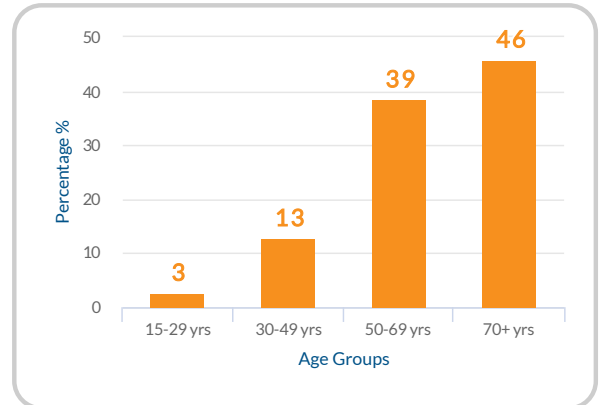
**39%** have primary or secondary school education



## CHURCH BACKGROUND and ATTENDANCE



The AVERAGE AGE of people is **65** years



**84%** of all people were born in AUSTRALIA

**16%** were born overseas



**4%** speak a language other than ENGLISH at home



**15%** of attenders here are new arrivals to this parish in the past five years.

**100%** attend Mass at least monthly

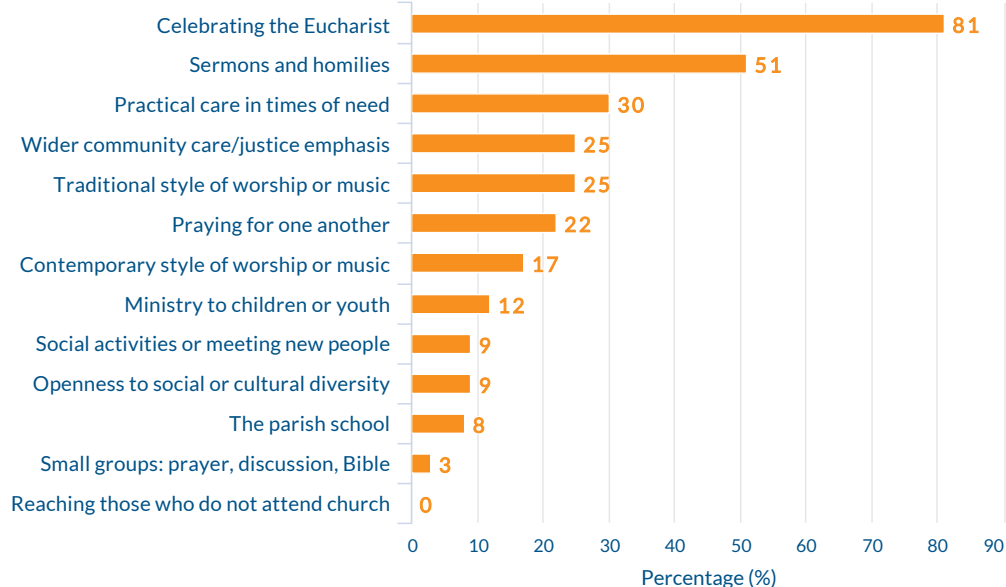


# What People Value and Prioritise



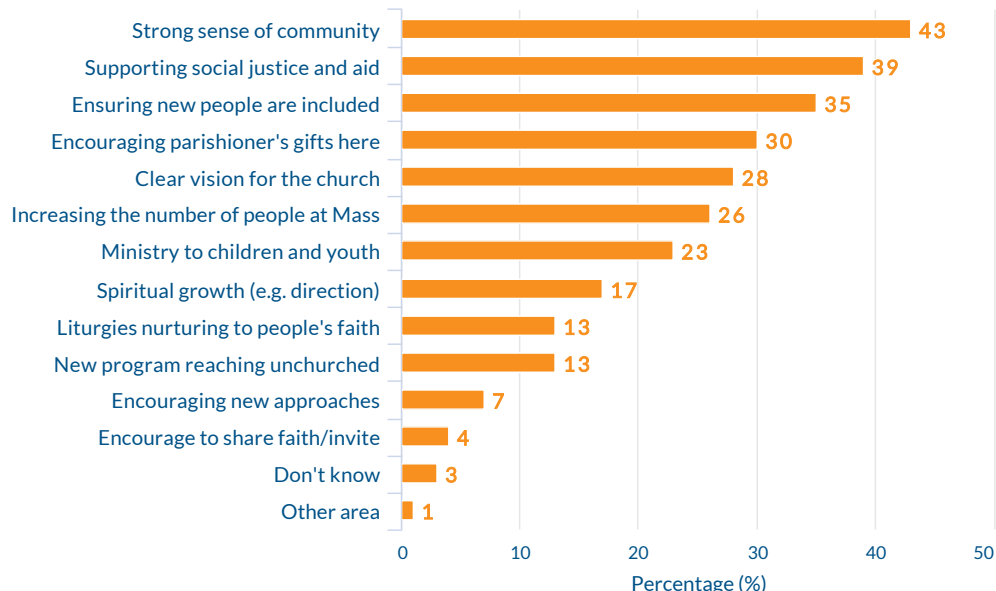
## WHAT PEOPLE VALUE ABOUT THIS CHURCH

Attendees of this parish most value 'Celebrating the Eucharist/ receiving Holy Communion' and 'Sermons and homilies'



## FUTURE PRIORITIES

Over the next 12 months most attendees would like priority given to: 'Building a strong sense of community' and 'Supporting social justice and aid'.



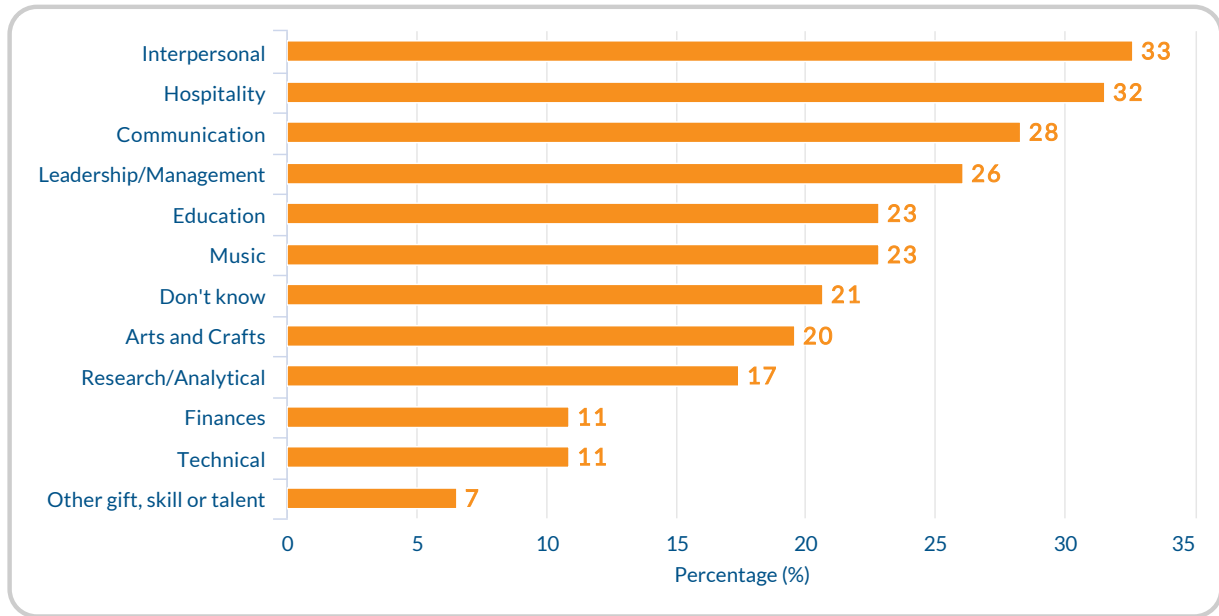
You in 2016 - Yass Parish (TAC057, 110 forms)

# People's Gifts and Skills

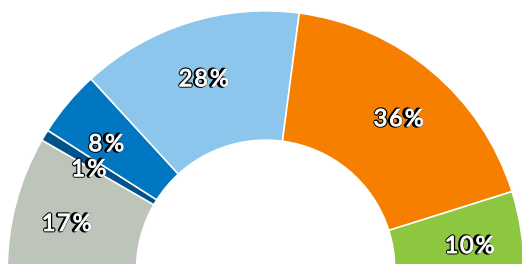


## USE OF GIFTS and SKILLS

Attendees most commonly identified their gifts or skills as "Interpersonal: build relationships, care for people" and "Hospitality: welcome, host, provide food"

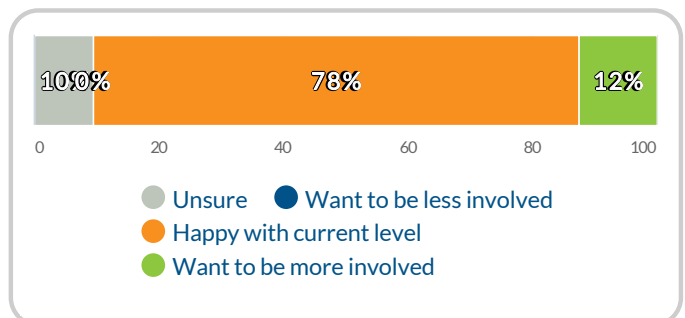


**46%** of attendees agree that their GIFTS, SKILLS AND TALENTS ARE BEING USED WELL in this parish



Don't Know   Strongly Disagree   Disagree  
 Neutral/Unsure   Agree   Strongly Agree

**12%** want to be MORE INVOLVED at this parish



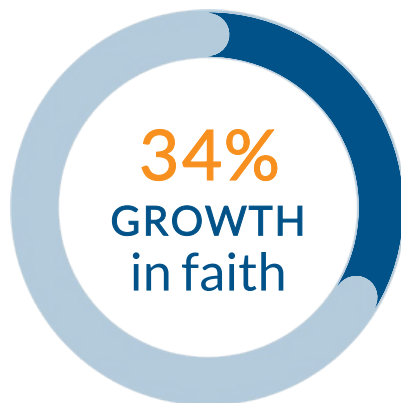
Unsure   Want to be less involved  
 Happy with current level  
 Want to be more involved

# How People Relate to God

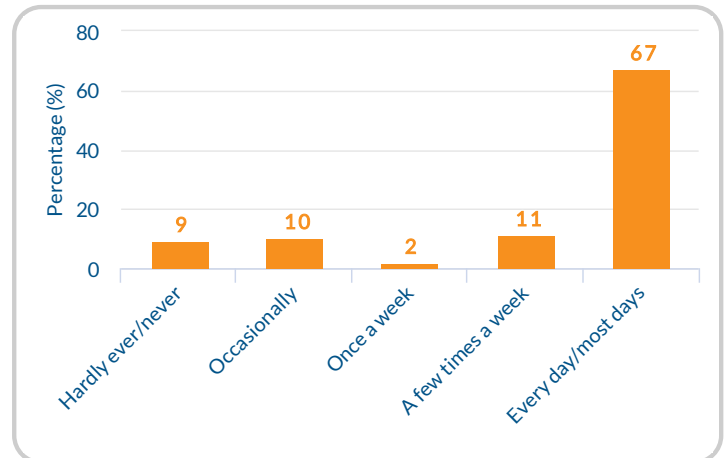


## PERSONAL FAITH

**34%** of attenders said that they had experienced much **GROWTH IN FAITH** in the previous 12 months



**67%** spend time in **PRAYER, BIBLE READING, MEDITATION** every day or most days



## IMPORTANCE of GOD in people's lives:

"God is more important to me than almost anything else" **37%**

"God is the most important reality in my life" **46%**



## CHURCH SERVICES

During church services at this parish, attenders always or usually experience:

**MUSIC**  
they appreciate



**GROWTH**  
in understanding of God



Being challenged to  
**TAKE ACTION**



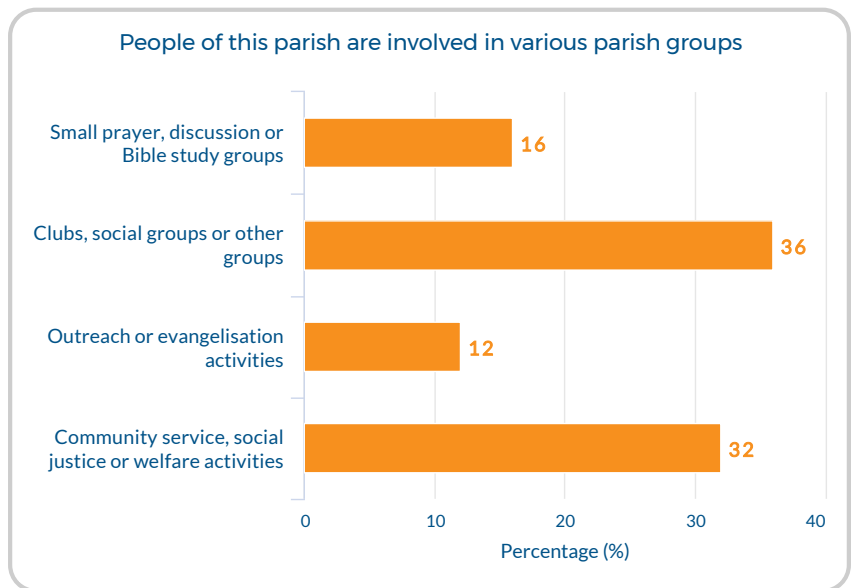
# How People Relate to Each Other



## BELONGING and INVOLVEMENT



**88%** of people have a strong sense of belonging to this parish  
**87%** found it easy to make friends within this parish



## SATISFACTION with PARISH ACTIVITIES

People shared how satisfied they are with what is offered by this parish:

For their own age **78%**  
 For children aged under 12 years **46%**  
 For youth aged 12 to 18 years **90%**



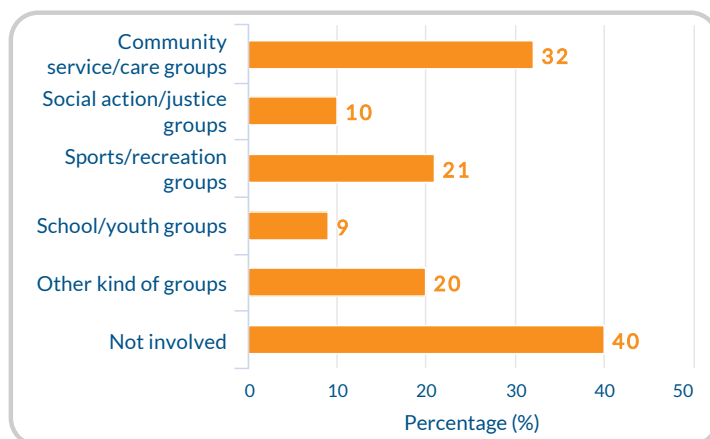
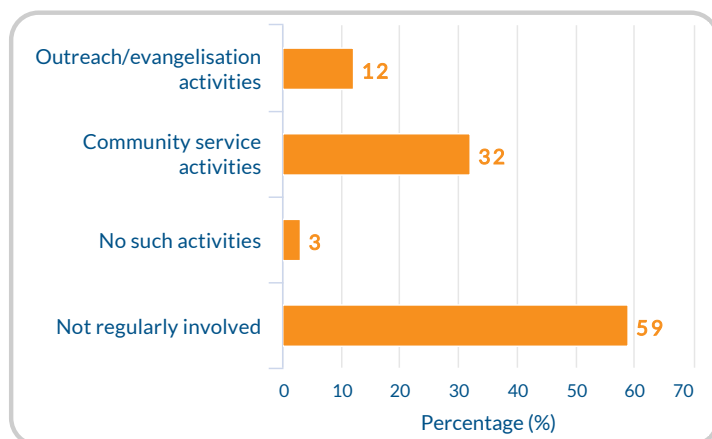
# How People Relate to the Wider Community



## INVOLVEMENT IN GROUPS

**38%** of people reach out to the wider community through activities of this parish

**60%** of people participate in wider community groups



*Note: Attenders could choose more than one option, so percentages will not add to 100%*



## WORDS and ACTIONS

**10%** feel at ease TALKING ABOUT FAITH with others and look for opportunities to do so



**31%** INVITED friends and relatives to Mass or another church service in this last year



Attenders have made OFFERS OF HELP to others in a range of informal ways



### Informal action in last 12 months %

Donated money to a charitable organisation	88
Visited someone in hospital	55
Helped someone through a personal crisis (not sickness)	53
Lent or gave money to someone outside your family	46
Given some of your possessions to someone in need	41
Cared for someone who was very sick	28
Contacted a parliamentarian/councillor on a public issue	24
Tried to stop someone abusing alcohol or drugs	7

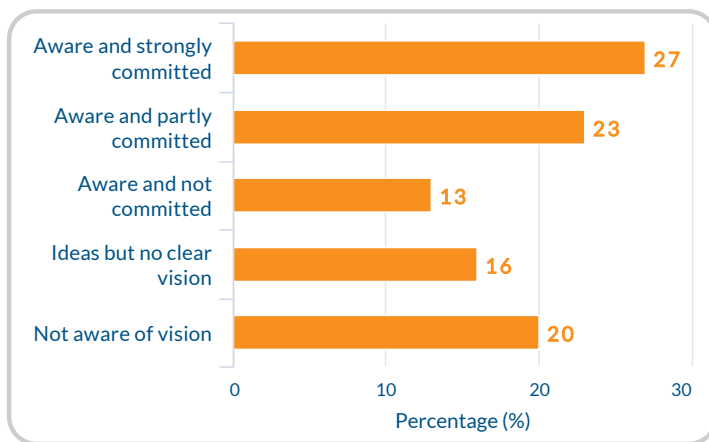


# Vision, Innovation and Leadership Culture

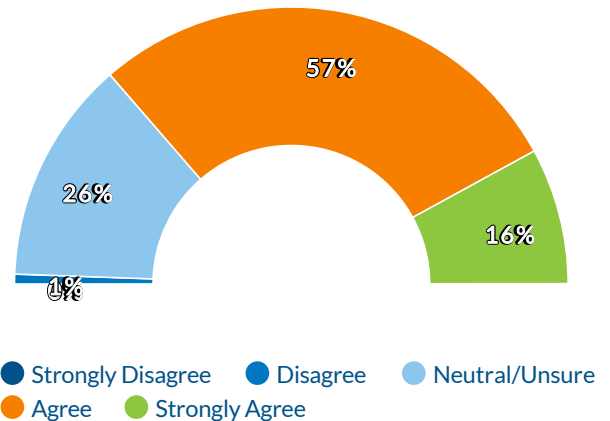


## VISION and INNOVATION

**27%** of people are both aware of and strongly **COMMITTED TO THE VISION** and goals or directions for this parish



**73%** agree that they would **SUPPORT** the development of new initiatives in the ministry and mission of this parish

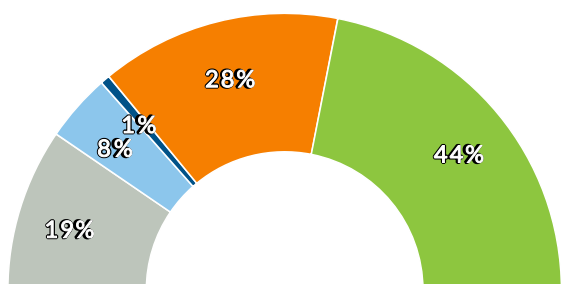


**66%** agree that this parish is always ready to **TRY SOMETHING NEW**



## LEADERSHIP CULTURE

**44%** are fully confident that this parish **CAN ACHIEVE THE VISION**, goals or directions set



● Vision Not Clear 
 ● Don't Know 
 ● Not Confident 
 ● Partly Confident 
 ● Fully Confident

**48%** of attenders perform a **LEADERSHIP OR MINISTRY ROLE**

**68%** agree that this parish has good and **CLEAR SYSTEMS** for how it operates

**Attenders agree:**

**52%** Leaders encourage me to find and use my gifts and skills to a great or some extent

**75%** Leaders take into account ideas of people here to a great or some extent

**63%** Leaders here inspire me to action